

# Square

Design: JEAN-PIERRE AUDEBERT



## Square : English style

The unique design of the curved back support makes this chair a genuine source of relaxation. Whether you're sitting or lying, the body benefits from the joy of natural relaxation.

### General model info

- Reclining chair available in mono-move and multi-move.
- Reclining chair available in 3 sizes : mini, medi and maxi. Only reclining chair medi available with seat height +4 cm.
- Choice armrests : completely covered or armrests partially in alu high-gloss or lacquered in one of the JORI standard colours (see general info).
- Available in leather or fabric.
- With fabric covering, handle and armrests alu or lacquered, only in leather of choice possible
- Choice from different bases
- Frame : steel mechanism.
- JORI guarantees a maximum load up to 120 kg. Additional reinforcement up to 150 kg possible
- 2D and 3D images for visualization are available on our website.
- Seating furniture with removable covers (to be done by an industrial third party)

### Technical model info



#### MINI



**7980-MO-MI**  
recliner mono-move  
mini  
W 80 D 83/157 H 115  
SH 44 SD 48

**3380-MU-MI**  
recliner multi-move  
mini  
W 80 D 82/153 H 115  
SH 45 SD 48

#### MEDI



**7980-MO-ME**  
recliner mono-move  
medi  
W 80 D 83/164 H 117  
SH 46 SD 48

**3380-MU-ME**  
recliner multi-move  
medi  
W 80 D 86/166 H 117  
SH 47 SD 52

#### MAXI








**7980-MO-MA**  
recliner mono-move  
maxi  
W 80 D 83/164 H 124  
SH 50 SD 48

**3380-MU-MA**  
recliner multi-move  
maxi  
W 80 D 86/166 H 124  
SH 51 SD 52



Designed for dynamic seating

## Bases

					
	4 Star base curved	5 Star base	5 Star base elliptic	5 Star base U-shaped	Round base
laquered	4BCLB	5B-LB	5BELB	5B-UAB	-
chrome high-gloss	4BCCH	5B-CH	-	-	-
alu	-	-	5B-EA	5B-UA	-
Leather	-	-	-	-	RB-L

When functions available, indicated measurements are always given in closed position. W=width of the element, H=height, D=depth, SH=seat height, SD=seat depth, AH=height armrest. Small differences may occur.